



CP10 MOLDED LITE FBC STORM DOOR +/- 50 PSF QUOTE FORM

HARDWARE INSTALLED
MAX SIZE 72" X 84"

SHEET 1 OF 2

PHONE: 1-800-444-6924 - FAX: (956) 544-7943 - E-MAIL: INFO@CHEM-PRUF.COM **QUOTE BY:** _____

Date: _____ Company: _____ Contact: _____
 Telephone No.: _____ Fax No.: _____ **PROJECT/OWNER:** _____
 E-mail: _____ Shipping Address: _____
 Billing Address: _____

CUSTOMER NOTES:

DOOR LOCATION _____

DOOR NO. _____ INTERIOR EXTERIOR

DOOR SIZE NOTE: SINGLE DOOR MAX. SIZE 36" X 84"

SINGLE DOOR _____ W x _____ H WALL OPENING _____ W x _____ H

DOUBLE DOOR _____ W x _____ H WALL OPENING _____ W x _____ H

COLOR STD. COLORS

- FDA WHITE LIGHT GREY
 CAMEL TAN DARK BROWN

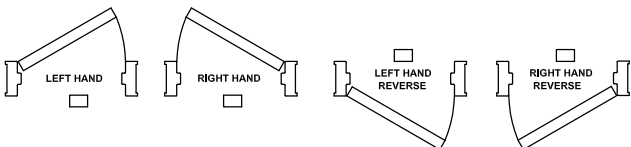
C.P. OPTION COLOR No. _____
(SEE COLOR CHART)

CUSTOM COLOR

NAME: _____

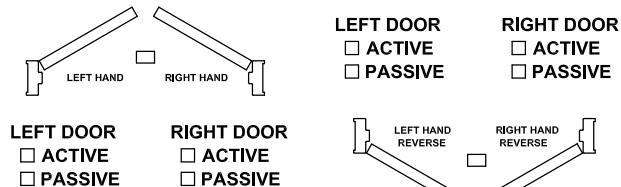
HAND OF DOOR

INSIDE



SINGLE DOOR

KEY SIDE / OUTSIDE - YOU ARE HERE

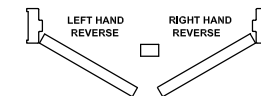


LEFT DOOR
 ACTIVE
 PASSIVE

RIGHT DOOR
 ACTIVE
 PASSIVE

LEFT DOOR
 ACTIVE
 PASSIVE

RIGHT DOOR
 ACTIVE
 PASSIVE



DOUBLE DOOR

DOOR FINISH

STD. FINISH SEMIGLOSS

CUSTOM

HIGH GLOSS

OTHER: _____

WALL MATERIAL

CONCRETE MASONRY STEEL

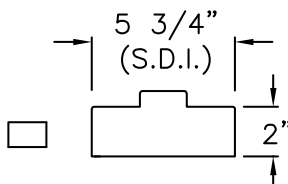
WOOD OTHER: _____

METAL STUD

WALL THICKNESS: _____

FRAME:

STYLE 4



PHONE: 1-800-444-6924 / FAX: (956) 544-7943

WEB SITE: WWW.CHEM-PRUF.COM

E-MAIL: INFO@CHEM-PRUF.COM

ORDER FORM SHEET 1 OF 2

ORDER SHEET **CP10** REVISION **2** 6/20/14



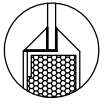
CP10 MOLDED LITE FBC STORM DOOR

QUOTE FORM

- HARDWARE INSTALLED
- MAX SIZE 72" X 84"

PHONE: 1-800-444-6924 - FAX: (956) 544-7943 - E-MAIL: INFO@CHEM-PRUF.COM **QUOTE BY:** _____

MOLDED LITE FBC WINDOW & RETAINER



- | | |
|------------------------------------|---|
| <input type="checkbox"/> 12" X 12" | <input type="checkbox"/> ROUND 10.5" DIAM |
| <input type="checkbox"/> 6" X 24" | <input type="checkbox"/> ROUND 14.5" DIAM |
| <input type="checkbox"/> 20" X 24" | |
| <input type="checkbox"/> 24" X 30" | |

1/4" THICK GLAZING

NOTES : _____

STANDARD ENTRY DEVICES
MUST BE HURRICANE RATED

LOCKSET, - ENTRANCE

- | | |
|--------------------------------------|--------------------------------|
| <input type="checkbox"/> CYLINDRICAL | <input type="checkbox"/> KNOB |
| <input type="checkbox"/> MORTISE | <input type="checkbox"/> LEVER |

PASSAGE SET, S.S.

- | | |
|--------------------------------------|--------------------------------|
| <input type="checkbox"/> CYLINDRICAL | <input type="checkbox"/> KNOB |
| <input type="checkbox"/> MORTISE | <input type="checkbox"/> LEVER |

EXIT DEVICE, S.S.

- | |
|--|
| <input type="checkbox"/> SURFACE MOUNT |
| <input type="checkbox"/> VERTICAL ROD |

KEY INSTRUCTIONS: _____

STANDARD THRESHOLDS

- PANIC TYPE - 1/2" - 3/8"
 ALUMINUM
- _____

STANDARD WEATHERSTRIP

- | | |
|---|---|
| <input type="checkbox"/> ALUMINUM HOUSING,
BULB TYPE | <input type="checkbox"/> ADHESIVE TYPE
WHITE |
|---|---|

STANDARD DOOR BOTTOMS

- DOOR SWEEP
 STAINLESS STEEL ALUMINUM

STANDARD ASTRAGAL (DOUBLE DOOR ONLY)

- | |
|------------------------------------|
| <input type="checkbox"/> STAINLESS |
| <input type="checkbox"/> FRP |

REQUIRED TO BE INSTALLED BY CHEM-PRUF

STANDARD KICKPLATES

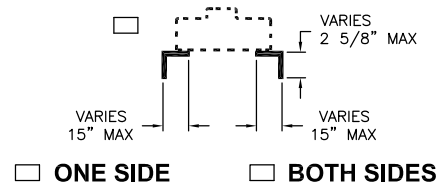
KICKPLATE, 304 S.S., .050

- | | |
|---|-------------------------------------|
| <input type="checkbox"/> PUSH SIDE ONLY | <input type="checkbox"/> BOTH SIDES |
| <input type="checkbox"/> 8" | <input type="checkbox"/> 10" |

OPTIONAL: HEIGHT _____

(HEIGHT MUST BE LESS THAN 16 INCHES)

OPTION FRP TRIM



OTHER HARDWARE
DESCRIBE:

PHONE: 1-800-444-6924 / FAX: (956) 544-7943

WEB SITE: WWW.CHEM-PRUF.COM
E-MAIL: INFO@CHEM-PRUF.COM

ORDER FORM SHEET 2 OF 2
ORDER SHEET **CP10** REVISION **2** **6/20/14**