



CP13 FEMA DOOR QUOTE FORM

SHEET 1 OF 2

HARDWARE INSTALLED
MAX DOOR SIZE : 36" X 84"

PHONE: 1-800-444-6924 - FAX: (956) 544-7943 - E-MAIL: INFO@CHEM-PRUF.COM **QUOTE BY:** _____

Date: _____ Company: _____ Contact: _____

Telephone No.: _____ Fax No.: _____ **PROJECT/OWNER:** _____

E-mail: _____ Shipping Address: _____

Billing Address: _____

CUSTOMER NOTES:

DOOR LOCATION _____

DOOR NO. _____ INTERIOR EXTERIOR

DOOR SIZE NOTE: SINGLE DOOR MAX. SIZE 36" X 84"

SINGLE DOOR _____ W x _____ H WALL OPENING _____ W x _____ H

COLOR STD. COLORS

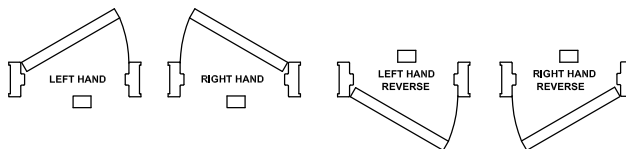
- FDA WHITE LIGHT GREY
- CAMEL TAN DARK BROWN

C.P. OPTION COLOR No. _____
(SEE COLOR CHART)

CUSTOM COLOR
NAME: _____

HAND OF DOOR

INSIDE



KEY SIDE / OUTSIDE - YOU ARE HERE

DOOR FINISH

- STD. FINISH SEMIGLOSS CUSTOM
- HIGH GLOSS OTHER: _____

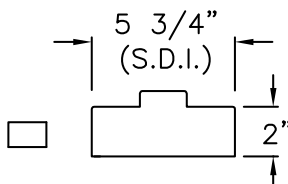
WALL MATERIAL

- CONCRETE MASONRY STEEL
- WOOD OTHER: _____
- METAL STUD

WALL THICKNESS: _____

FRAME:

STYLE 4



PHONE: 1-800-444-6924 / FAX: (956) 544-7943

WEB SITE: WWW.CHEM-PRUF.COM
E-MAIL: INFO@CHEM-PRUF.COM

ORDER FORM SHEET 1 OF 2
ORDER SHEET **CP13** REVISION **2** 6/20/14



**CP13 FEMA DOOR
QUOTE FORM**

- **HARDWARE INSTALLED**
- **MAX DOOR SIZE: 36" X 84"**

PHONE: 1-800-444-6924 - FAX: (956) 544-7943 - E-MAIL: INFO@CHEM-PRUF.COM **QUOTE BY:** _____

NOTES : _____

STANDARD ENTRY DEVICES

DEAD BOLT QTY : 4 Must be :
Maxum BX SR OPC-FN

HINGES QTY : 6 SIZE 6" X 5"

PASSAGE SET, S.S.

- CYLINDRICAL KNOB
- MORTISE LEVER

STANDARD THRESHOLDS

PANIC TYPE - 1/2" - 3/8" _____

- ALUMINUM

STANDARD WEATHERSTRIP

- ALUMINUM HOUSING, BULB TYPE
- ADHESIVE TYPE WHITE

STANDARD DOOR BOTTOMS

DOOR SWEEP

- STAINLESS STEEL ALUMINUM

STANDARD KICKPLATES

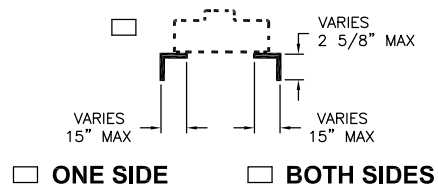
KICKPLATE, 304 S.S., .050

- PUSH SIDE ONLY BOTH SIDES
- 8" 10"

OPTIONAL: HEIGHT _____

(HEIGHT MUST BE LESS THAN 16 INCHES)

OPTION FRP TRIM



**OTHER HARDWARE
DESCRIBE:**

PHONE: 1-800-444-6924 / FAX: (956) 544-7943

WEB SITE: WWW.CHEM-PRUF.COM
E-MAIL: INFO@CHEM-PRUF.COM