



# CP5 BALLISTIC DOOR QUOTE FORM

HARDWARE INSTALLED  
UNITIZED UP TO 4'-0" x 8'-0"

SHEET 1 OF 2

PHONE: 1-800-444-6924 - FAX: (956) 544-7943 - E-MAIL: INFO@CHEM-PRUF.COM **QUOTE BY:** \_\_\_\_\_

Date: \_\_\_\_\_ Company: \_\_\_\_\_ Contact: \_\_\_\_\_

Telephone No.: \_\_\_\_\_ Fax No.: \_\_\_\_\_ **PROJECT/OWNER:** \_\_\_\_\_

E-mail: \_\_\_\_\_ Shipping Address: \_\_\_\_\_

Billing Address: \_\_\_\_\_

\_\_\_\_\_

\_\_\_\_\_

## CUSTOMER NOTES:

DOOR LOCATION \_\_\_\_\_

DOOR NO. \_\_\_\_\_  INTERIOR  EXTERIOR

### DOOR SIZE

SINGLE DOOR \_\_\_\_\_ W x \_\_\_\_\_ H  WALL OPENING \_\_\_\_\_ W x \_\_\_\_\_ H

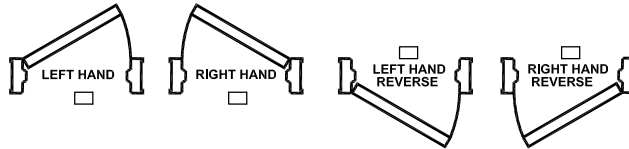
### COLOR STD. COLORS

- FDA WHITE  LIGHT GREY  
 CAMEL TAN  DARK BROWN

- C.P. OPTION COLOR No. \_\_\_\_\_  
(SEE COLOR CHART)  
 CUSTOM COLOR  
 NAME: \_\_\_\_\_

### HAND OF DOOR

INSIDE



SINGLE DOOR **KEY SIDE / OUTSIDE - YOU ARE HERE**

### DOOR FINISH

- STD. FINISH SEMIGLOSS  LEATHER  
 HIGH GLOSS  HAMMERED  
 EGGSHELL MATTE  
 FINE PEBBLE  
 TREEBARK

### \* OTHER OPTIONS SUBJECT TO SIZE:

- RAISED 6 PANEL  
 EMBOSSED 6 PANEL  
 CUSTOM  
 OTHER: \_\_\_\_\_

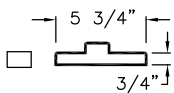
### WALL MATERIAL

- CONCRETE  MASONRY  STEEL  
 WOOD  OTHER: \_\_\_\_\_  
 METAL STUD

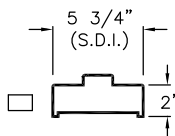
WALL THICKNESS: \_\_\_\_\_

### FRAME STYLES

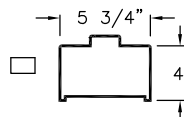
#### STYLE 1



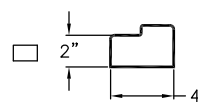
#### STYLE 4



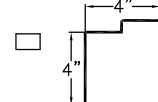
#### OPTIONAL 4\"/>



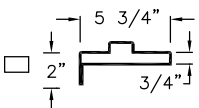
#### STYLE 4.4



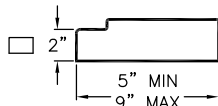
#### OPTIONAL 4.4 - 4\"/>



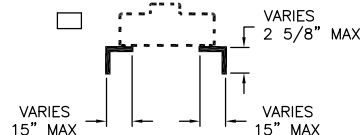
#### STYLE 2



#### STYLE 11



### OPTION FRP TRIM



ONE SIDE  BOTH SIDES

PHONE: 1-800-444-6924 / FAX: (956) 544-7943

FORM AT WWW.CHEM-PRUF.COM/ORDERFORMS

ORDER FORM SHEET 1 OF 2



# CP5 BALLISTIC DOOR QUOTE FORM

SHEET 2 OF 2

HARDWARE INSTALLED  
MAX SIZE 4' X 8' - UNITIZED -

PHONE: 1-800-444-6924 - FAX: (956) 544-7943 - E-MAIL: INFO@CHEM-PRUF.COM **QUOTE BY:** \_\_\_\_\_

### STANDARD ENTRY DEVICES (RATED)

#### LOCKSET, - ENTRANCE

- CYLINDRICAL       KNOB  
 MORTISE             LEVER

#### PASSAGE SET, S.S.

- CYLINDRICAL       KNOB  
 MORTISE             LEVER

- EXIT DEVICE, S.S.       LEVER TRIM

#### **PANIC DEVICE**

KEY INSTRUCTIONS: \_\_\_\_\_  
 \_\_\_\_\_

### STANDARD THRESHOLDS

- ALUMINUM      **PANIC TYPE - 1/2"**  
 ALUMINUM  
 \_\_\_\_\_

### STANDARD WEATHERSTRIP

- ALUMINUM HOUSING,       ADHESIVE TYPE  
 BULB TYPE                      WHITE

### STANDARD DOOR BOTTOMS

- DOOR SWEEP  
 STAINLESS STEEL       ALUMINUM

**HINGES**  
**(6) 6" X 5"**

### STANDARD KICKPLATES

KICKPLATE, 304 S.S., .050

- PUSH SIDE ONLY       BOTH SIDES  
 8"       10"

OPTIONAL: HEIGHT \_\_\_\_\_

**(HEIGHT MUST BE LESS THAN 16 INCHES)**

**OTHER HARDWARE**  
**DESCRIBE:**

PHONE: 1-800-444-6924 / FAX: (956) 544-7943

WEB SITE: WWW.CHEM-PRUF.COM  
 E-MAIL: INFO@CHEM-PRUF.COM

**ORDER FORM SHEET 2 OF 2**  
 ORDER SHEET **CP5**      REVISION **2**      **6/20/14**