

**CHEM-PRUF P-SERIES
DOUBLE DOOR &
TRANSOM FRAME
ORDER FORM**

HEAVY DUTY

INTERMEDIATE HEADER

FIXED

REMOVABLE
(SEE REMOVABLE HEAD DETAILS)

TRANSOM

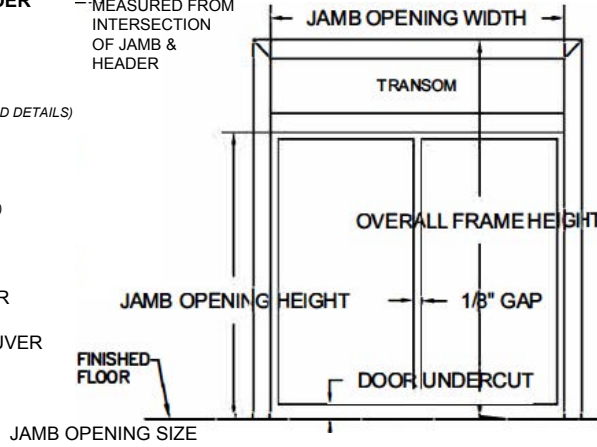
GLASS *(BY OTHERS)*

FRP PANEL

V BLADE LOUVER

FLAT BLADE LOUVER

—MEASURED FROM
INTERSECTION
OF JAMB &
HEADER



OVERALL FRAME HEIGHT WIDTH HEIGHT UNDERCUT HAND OF ACTIVE DOOR

ROUGH OPENING: OVERALL FRAME PLUS 1/4" ALL AROUND TO ALLOW FOR FRAME SHIMS. CHEMPRUF STANDARD HARDWARE LOCATIONS WILL BE PROVIDED UNLESS CUSTOMER SPECIFIES OTHERWISE.

HARDWARE PREPARATIONS

4- 1/2" MORTISE HINGES
OF HINGES: 3 4 5
STD WEIGHT HEAVY WEIGHT

5" MORTISE HINGES
OF HINGES: 3 4 5
STD WEIGHT HEAVY WEIGHT

CONTINUOUS HINGE REINFORCEMENT

CYLINDRICAL 161 LOCK
CYLINDRICAL DEADBOLT
NO PILOT HOLES
WITH PILOT HOLES,
TEMPLATE REQUIRED WITH P.O.

MORTISE DEADLOCK*
MORTISE 86 LOCK
MORTISE EXIT DEVICE
RIM EXIT DEVICE
SVR EXIT DEVICE
CVR EXIT DEVICE
W/O FUNCTION HOLES
WITH FUNCTION HOLES,
TEMPLATE REQUIRED WITH P.O.

CLOSER REINFORCEMENT RA/PA
PUSH/PULL REINFORCEMENT
SURFACE OH HOLDER/STOP REINFORCEMENT
CONCEALED OH HOLDER/STOP
SURFACE DOOR BOTTOM REINFORCEMENT
CONCEALED DOOR BOTTOM
SURFACE BOLT REINFORCEMENT

MANUAL FLUSH BOLTS
TOP ONLY TOP & BOTTOM

AUTOMATIC FLUSH BOLTS
(wood type only)
TOP ONLY TOP & BOTTOM

FRP ASTRAGAL *(installed on INA leaf STD)*
OTHER

*MAKE & MODEL REQUIRED

COLOR

POLAR WHITE

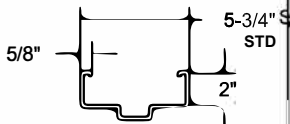
CASHEW TAN

MIST GRAY

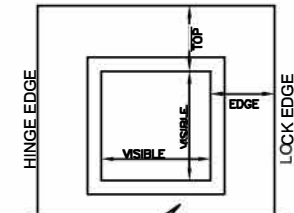
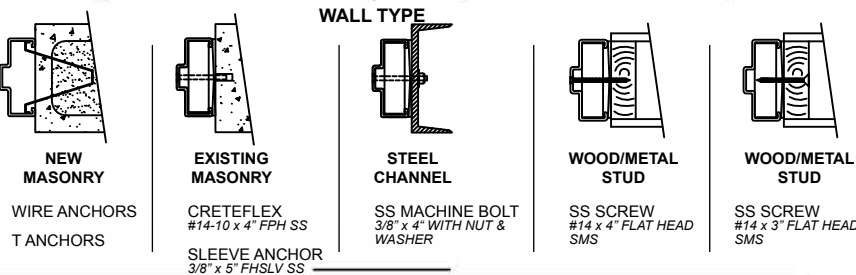
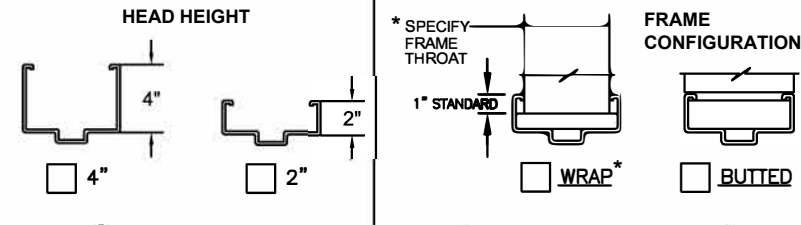
PRIMER, FOR FIELD PAINTING

OTHER

* All colors have a semi-gloss finish



JAMB/FACE DEPTH



- STANDARD 1/4" GLASS SIZES:**
- 8 x 30 (6-1/2 x 28-1/2 VISIBLE)
 - 12 x 12 (10-1/2 x 10-1/2 VISIBLE)
 - 24 x 24 (22-1/2 x 22-1/2 VISIBLE)
 - 24 x 30 (22-1/2 x 28-1/2 VISIBLE)

CUSTOM SIZES:

VISIBLE WIDTH _____

VISIBLE HEIGHT _____

TOP TO VISIBLE _____

EDGE TO VISIBLE _____

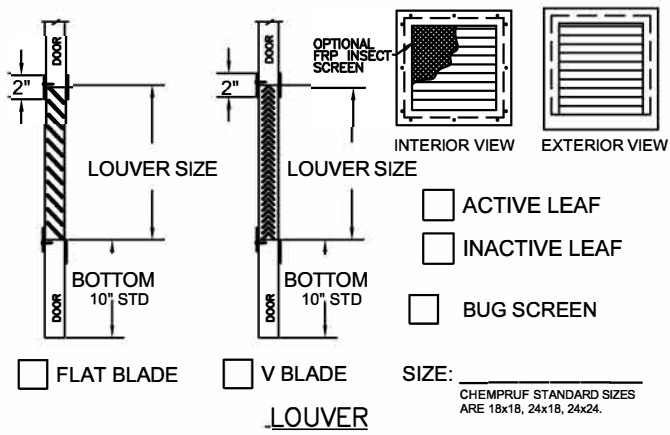
CENTER HORIZONTALLY

- GLAZING TYPE AND THICKNESS:**
- 1/4" TEMPERED
 - 1/4" LAMI
 - 1/4" LEXAN
 - CUTOUT ONLY (NO KIT)
 - OTHER

GLAZING:

BY CHEMPRUF BY OTHERS ACTIVE LEAF INACTIVE LEAF

VISION LIGHT

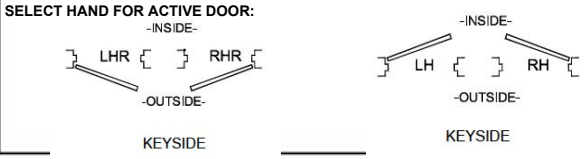


SIZE: _____
CHEMPRUF STANDARD SIZES ARE 18x18, 24x18, 24x24.



5224 Ruben M Torres Sr Blvd
Brownsville, TX 78526
800.444.6924
frporders@phoenixdoorsystems.com
www.chem-pruf.com

CUSTOMER NOTES:



DOUBLE DOOR AND TRANSOM FRAME

CUSTOMER: _____

PROJECT: _____

DOOR MARK: _____