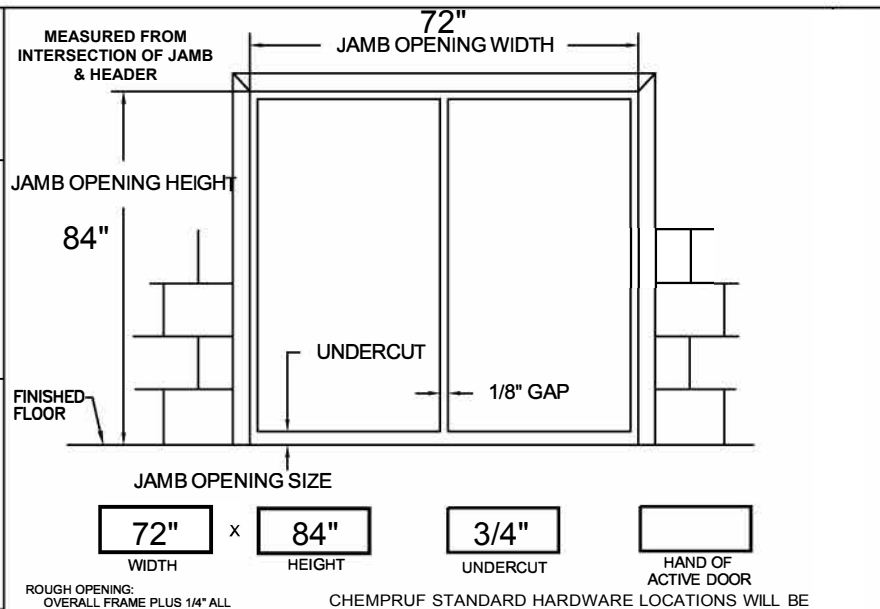


**CHEM-PRUF P-SERIES  
QUICK SHIP  
DOUBLE DOOR &  
FRAME ORDER FORM**

**ANCHOR LOCATION**  
STOP  
NONE

**SHIPPING METHOD**  
KNOCK-DOWN ONLY

**COLOR**  
POLAR WHITE  
MIST GRAY  
PRIMER, FOR FIELD PAINTING  
*\* All colors have a semi-gloss finish*



**HARDWARE PREPARATIONS**

4- 1/2" MORTISE HINGES  
STD WEIGHT HEAVY WEIGHT

CYLINDRICAL 161 LOCK  
CYLINDRICAL DEADBOLT  
NO PILOT HOLES WITH PILOT HOLES, TEMPLATE REQUIRED WITH P.O.

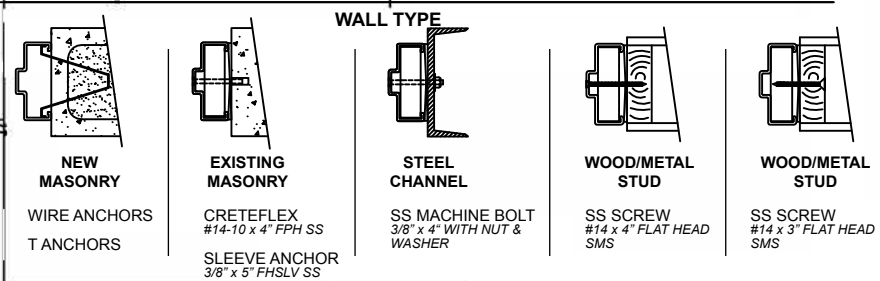
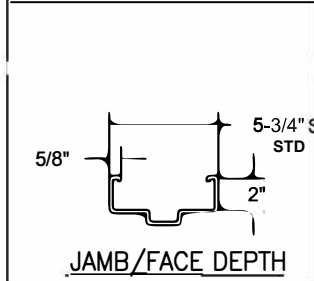
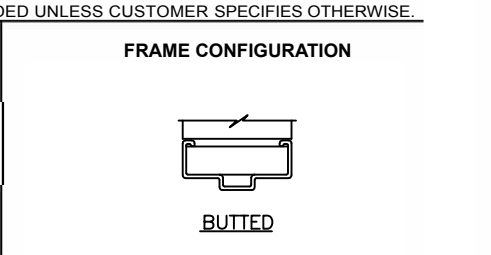
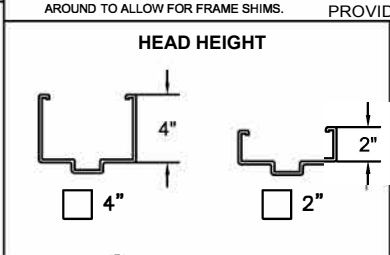
MORTISE DEADLOCK  
MORTISE 86 LOCK  
MORTISE EXIT DEVICE  
RIM EXIT DEVICE  
SVR EXIT DEVICE  
W/O FUNCTION HOLES WITH FUNCTION HOLES, TEMPLATE REQUIRED WITH P.O.

CLOSER REINFORCEMENT RA/PA  
PUSH/PULL REINFORCEMENT

MANUAL FLUSH BOLTS  
TOP ONLY TOP & BOTTOM

AUTOMATIC FLUSH BOLTS (wood type only)  
TOP ONLY TOP & BOTTOM  
SURFACE BOLT REINFORCEMENT

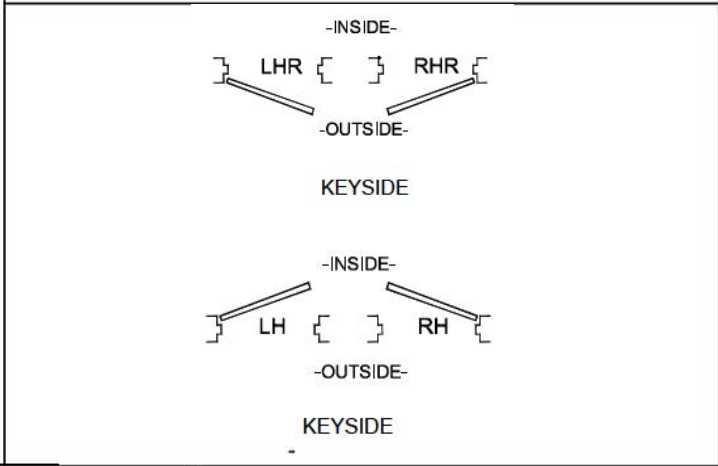
FRP ASTRAGAL (installed on INA leaf STD)  
\*MAKE & MODEL REQUIRED



**STANDARD 1/4" GLASS SIZES:**  
8 x 30 (6-1/2 x 28-1/2 VISIBLE)  
12 x 12 (10-1/2 x 10-1/2 VISIBLE)  
24 x 30 (22-1/2 x 28-1/2 VISIBLE)

**GLAZING TYPE AND THICKNESS:**  
1/4" LEXAN

**GLAZING:**  
BY CHEM-PRUF BY OTHERS  
VISION LIGHT



5224 Ruben M Torres Sr Blvd  
Brownsville, TX 78526  
P: 800.444.6924  
frporders@phoenixdoorsystems.com  
www.chem-pruf.com

**CUSTOMER NOTES:**

**HD QUICK-SHIP DOUBLE DOOR & FRAME**  
CUSTOMER:  
PROJECT:  
DOOR MARK: