

CHEM-PRUF P-SERIES SINGLE DOOR & TRANSOM FRAME ORDER FORM

HEAVY DUTY

INTERMEDIATE HEADER

FIXED

REMOVABLE
(SEE REMOVABLE HEAD DETAILS)

TRANSOM

GLASS *(BY OTHERS)*

FRP PANEL

V BLADE LOUVER

FLAT BLADE LOUVER

MEASURED FROM INTERSECTION OF JAMB & HEADER

JAMB OPENING WIDTH

OVERALL FRAME HEIGHT

JAMB OPENING HEIGHT

FINISHED FLOOR

DOOR UNDERCUT

JAMB OPENING SIZE

OVERALL FRAME HEIGHT WIDTH HEIGHT UNDERCUT HAND OF ACTIVE DOOR

ROUGH OPENING: OVERALL FRAME PLUS 1/4" ALL AROUND TO ALLOW FOR FRAME SHIMS.

CHEMPRUF STANDARD HARDWARE LOCATIONS WILL BE PROVIDED UNLESS CUSTOMER SPECIFIES OTHERWISE.

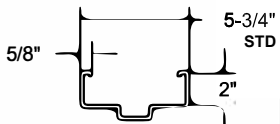
HARDWARE PREPARATIONS

- 4- 1/2" MORTISE HINGESÁ
- # OF HINGES: 3 4 5
- STD WEIGHT HEAVY WEIGHTÁ
- 5" MORTISE HINGES
- # OF HINGES: 3 4 5
- STD WEIGHT HEAVY WEIGHTÁ
- CONTINUOUS HINGE REINFORCEMENT
- CYLINDRICAL 161 LOCK
- CYLINDRICAL DEADBOLT
- NO PILOT HOLES
- WITH PILOT HOLES,
- TEMPLATE REQUIRED WITH P.O.
- MORTISE DEADLOCK
- MORTISE 86 LOCK
- MORTISE EXIT DEVICE
- RIM EXIT DEVICE
- SVR EXIT DEVICE
- CVR EXIT DEVICE
- W/O FUNCTION HOLES
- WITH FUNCTION HOLES,
- TEMPLATE REQUIRED WITH P.O.

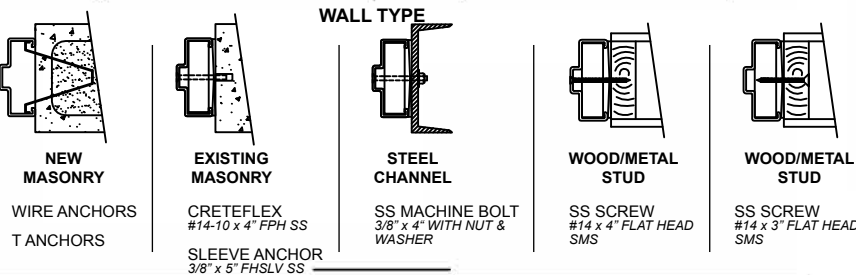
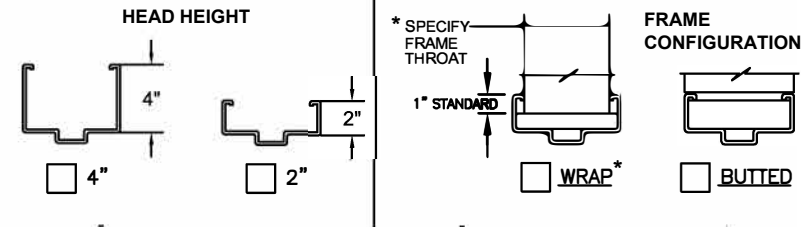
COLOR

- POLAR WHITE
- CASHEW TAN
- MIST GRAY
- PRIMER, FOR FIELD PAINTING
- OTHER

* All colors have a semi-gloss finish

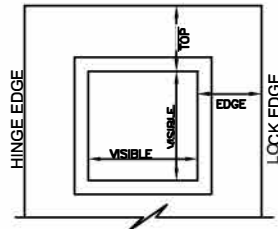


JAMB/FACE DEPTH



- CLOSER REINFORCEMENT RA/PA
- PUSH/PULL REINFORCEMENT
- SURFACE OH HOLDER/STOP REINFORCEMENT
- CONCEALED OH HOLDER/STOP
- SURFACE DOOR BOTTOM REINFORCEMENT
- CONCEALED DOOR BOTTOM
- OTHER

*MAKE & MODEL REQUIRED



STANDARD 1/4" GLASS SIZES:

- 8 x 30 (6-1/2 x 28-1/2 VISIBLE)
- 12 x 12 (10-1/2 x 10-1/2 VISIBLE)
- 24 x 24 (22-1/2 x 22-1/2 VISIBLE)
- 24 x 30 (22-1/2 x 28-1/2 VISIBLE)

GLAZING TYPE AND THICKNESS:

- 1/4" TEMPERED
- 1/4" LAMI
- 1/4" LEXAN
- CUTOUT ONLY (NO KIT)
- OTHER

CUSTOM SIZES:

VISIBLE WIDTH _____

VISIBLE HEIGHT _____

TOP TO VISIBLE _____

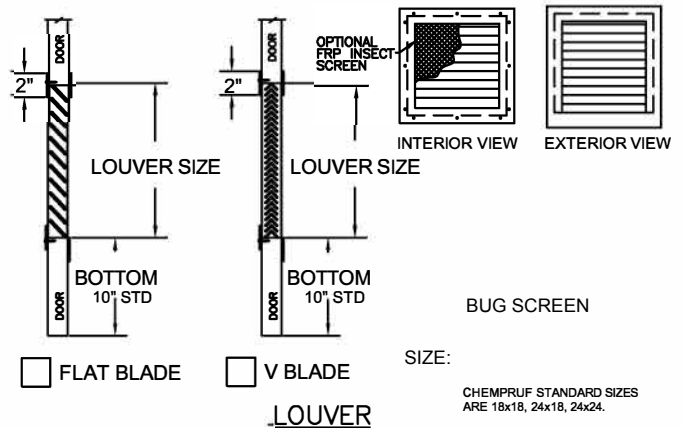
EDGE TO VISIBLE _____

CENTER HORIZONTALLY

GLAZING:

BY CHEMPRUF BY OTHERS

VISION LIGHT



FLAT BLADE V BLADE

LOUVER

SIZE:

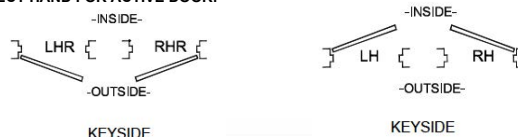
CHEMPRUF STANDARD SIZES ARE 18x18, 24x18, 24x24.



5224 Ruben M Torres Sr Blvd
Brownsville, TX 78526
800.444.6924
frporders@phoenixdoorsystems.com
www.chem-pruf.com

CUSTOMER NOTES:

SELECT HAND FOR ACTIVE DOOR:



SINGLE DOOR & TRANSOM FRAME

CUSTOMER:

PROJECT:

DOOR MARK: